

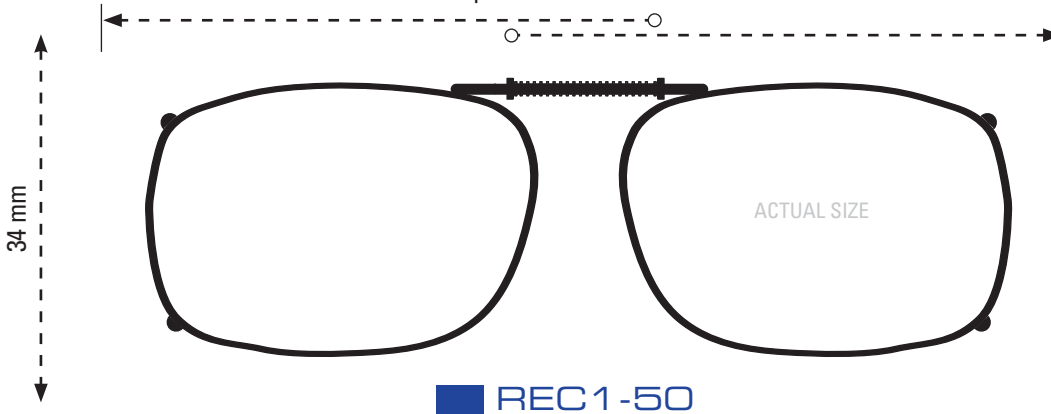
## CLIP-ONS SIZING INSTRUCTIONS:

Use the shape illustration(s) to find the clip size that most accurately fits your prescription glasses. To find the perfect fit, print out this form at 100% actual size and then place your prescription glasses face down on each shape and choose the one that is closest to the shape of your eyewear.

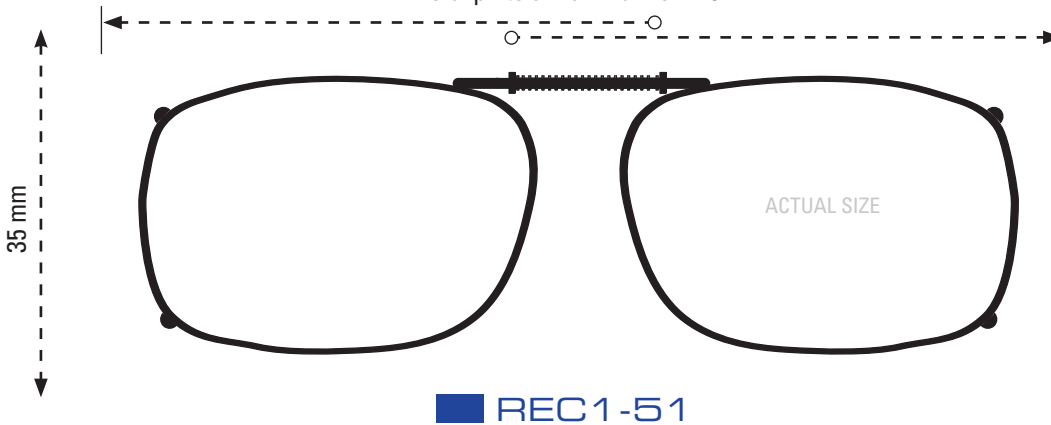
Cocoons clip-ons feature a spring bridge that expands to accommodate various widths of eyewear. Ideally, the left lens and frame of your glasses should match up with the left side of the clip-ons illustration. If your glasses extend past the right hand side of the clip-ons illustration, that is ok. The clip-ons should expand to match the overall width of your glasses (please note that each clip-on size states a maximum width it will accommodate). If the overall width of your glasses is narrower than the clip-ons illustration, you'll need to find a smaller size.

[www.cocoons.uk](http://www.cocoons.uk)

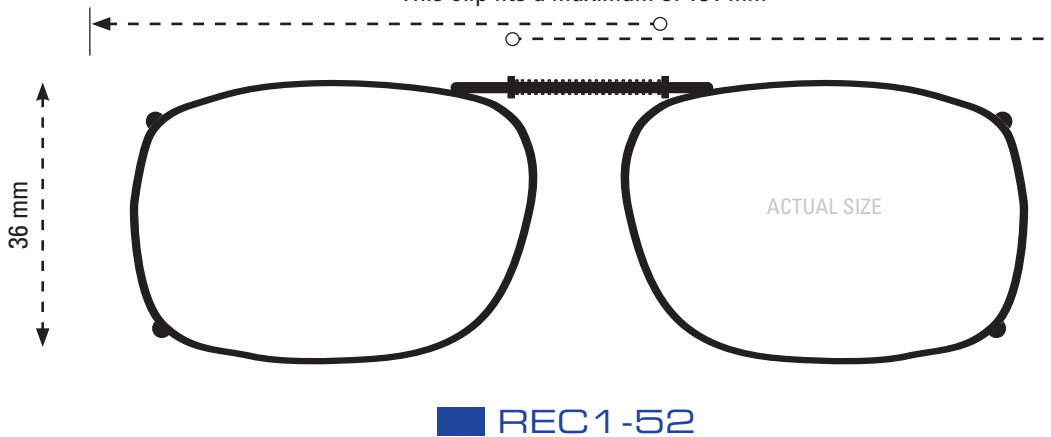
This clip fits a maximum of 126 mm



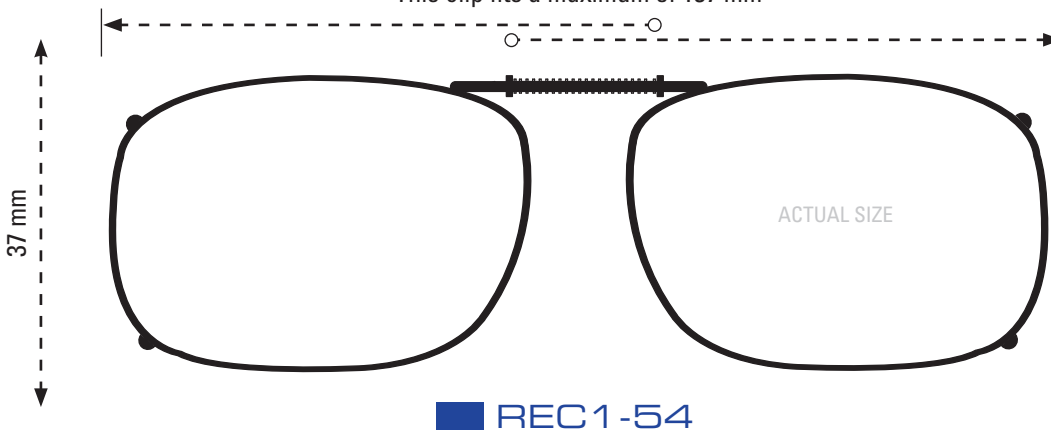
This clip fits a maximum of 128 mm



This clip fits a maximum of 131 mm



This clip fits a maximum of 137 mm



### VERIFY THE DOCUMENT PRINTED CORRECTLY

When this document is printed at 100% size, this box should be the same dimensions as a standard credit card.

If the box is smaller or larger than your credit card, you'll need to reprint the document and double check that your printer settings are set to print the page at 100% size (no scaling).

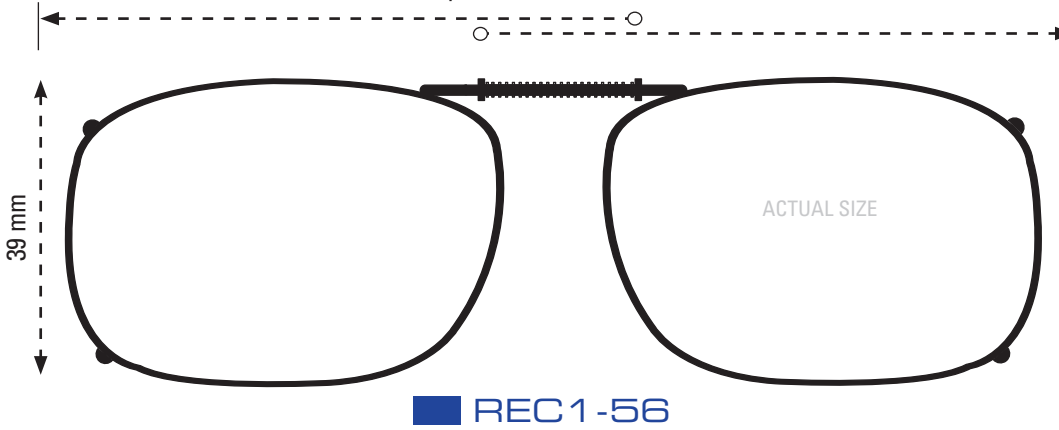
## CLIP-ONS SIZING INSTRUCTIONS:

Use the shape illustration(s) to find the clip size that most accurately fits your prescription glasses. To find the perfect fit, print out this form at 100% actual size and then place your prescription glasses face down on each shape and choose the one that is closest to the shape of your eyewear.

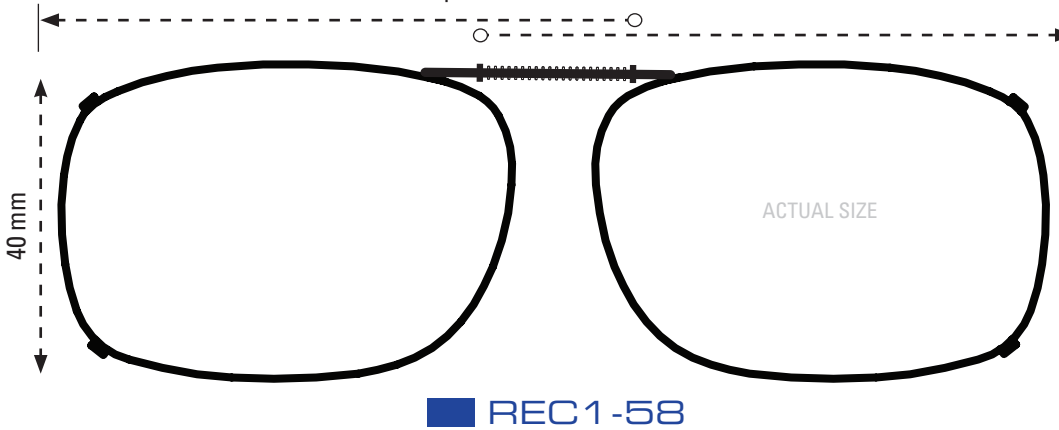
Cocoons clip-ons feature a spring bridge that expands to accommodate various widths of eyewear. Ideally, the left lens and frame of your glasses should match up with the left side of the clip-ons illustration. If your glasses extend past the right hand side of the clip-ons illustration, that is ok. The clip-ons should expand to match the overall width of your glasses (please note that each clip-on size states a maximum width it will accommodate). If the overall width of your glasses is narrower than the clip-ons illustration, you'll need to find a smaller size.

[www.cocoons.uk](http://www.cocoons.uk)

This clip fits a maximum of 140 mm



This clip fits a maximum of 142 mm



### VERIFY THE DOCUMENT PRINTED CORRECTLY

When this document is printed at 100% size, this box should be the same dimensions as a standard credit card.

If the box is smaller or larger than your credit card, you'll need to reprint the document and double check that your printer settings are set to print the page at 100% size (no scaling).